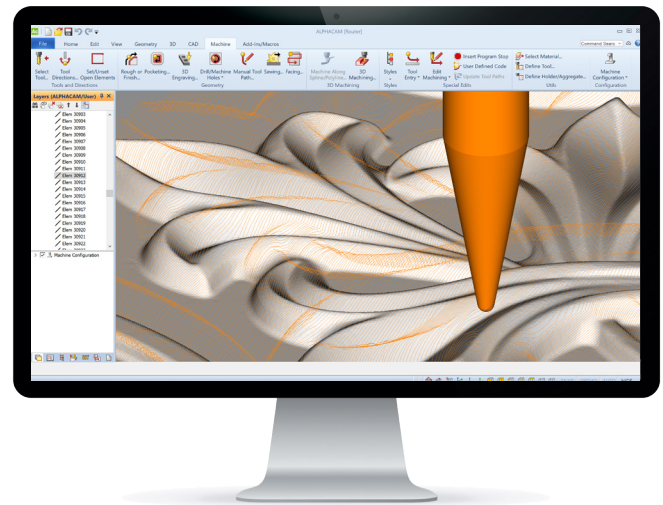
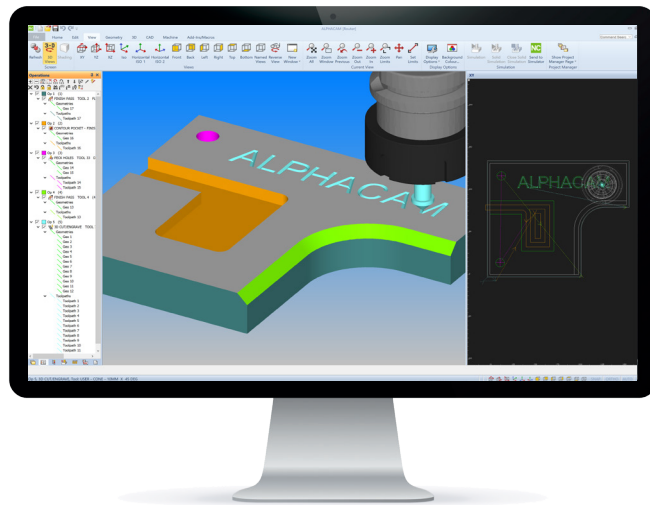


ALPHACAM: Core

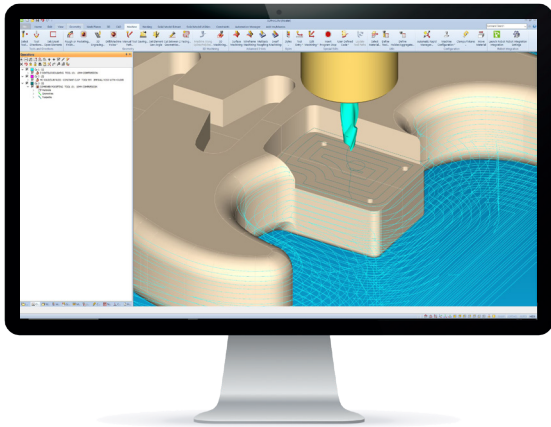
The core functionality you need

ALPHACAM :Core is the foundation for your manufacturing needs, offering a wide range of essential functionality for part programming. Core includes the ability for CAD importing, toolpath generation, simulation, report generation, and more. Start with ALPHACAM :Core for your essential requirements, and add multipliers to build the CAM solution that meets the unique needs of your business.



Key features

- 2D - 3D machining (3-Axis)
- 3D engraving (3-Axis)
- Lathe (2.5-Axis)
- Laser / waterjet (2-Axis)
- Stone cutting custom functionality (sawing, polishing, and more)
- Wire EDM (2-Axis)
- Import CAD files
- Parametric sketching
- Thread milling
- Basic multidrill functionality
- 2D CAD creation and editing
- Utilities to handle STL mesh files
- Full machining simulation
- Common line removal for CAD repair (prepare for manufacture)
- 3D disc machining
- Standard reporting functionalities, including labels



Take full advantage of your machinery

Proven machine compatibility

It is essential to maintain maximum machinery efficiency to ensure optimal production throughout. Having an optimized link between ALPHACAM and your CNC machines is a key component in attaining this efficiency. Having developed post processors for virtually every machine control in use today, ALPHACAM has the knowledge and experience to fine tune your CNC output ensuring maximum yield and quality in the shortest possible time.

We are here for you!

If you have any questions or requests, please contact us.

Tel.: 888.824.1474

Email: info@planitcanada.ca

| Visit www.Planitcanada.ca

